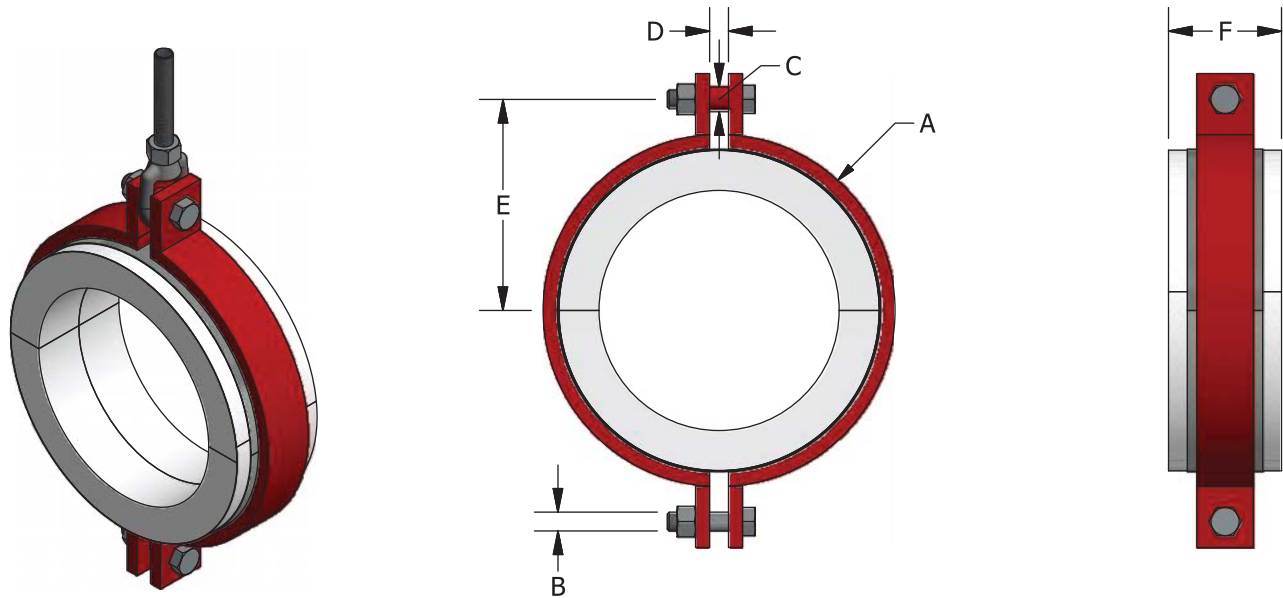




NATIONAL PIPE HANGER CORPORATION

CORPORATE OFFICE - 200 CAMPUS DRIVE, MOUNT HOLLY, NJ 08060 TEL: (609) 261-5353 FAX: (609) 261-3249
 MD OFFICE - 8411 OLD MARLBORO PIKE, UPPER MARLBORO, MD 20772 TEL: (301) 568-8805 FAX: (301) 967-1456
 E-MAIL: SALES@NATIONALPIPEHANGER.COM WEBSITE: WWW.NATIONALPIPEHANGER.COM

FIG. NC30 PRE-INSULATED TWO-BOLT PIPE CLAMP FIG. NC30 Hung from Single Rod



Ordering: Fig. NC30 - (Pipe Size) x (Insulation Thickness)-(Finish) e.g. NC30-3x1-P

PIPE SIZE	VERT. LOAD	A	B	C	D	INS. THK. = 1"		INS. THK. = 1 1/2"		INS. THK. = 2"		INS. THK. = 2 1/2"		INS. THK. = 3"		INS. THK. = 4"	
						E	F	E	F	E	F	E	F	E	F	E	F
2"	320	3/16 x 2	0.375	0.675	0.75	3.31	6	3.88	6	4.38	6	4.88	6	5.38	6	6.44	6
2 1/2"	540	1/4 x 2	0.375	0.675	0.75	3.69	6	4.38	6	5	6	5.5	6	6	6	7.06	6
3"	540	1/4 x 2	0.375	0.675	0.75	4	6	4.5	6	5	6	5.5	6	6	6	7.06	6
4"	770	1/4 x 3	0.5	0.84	0.75	4.63	6	5.13	6	5.63	6	6.19	6	6.69	6	7.69	6
5"	1130	3/8 x 3	0.5	0.84	0.75	5.38	6	5.88	6	6.38	6	6.94	6	7.44	6	8.56	6
6"	1430	3/8 x 3	0.625	1.05	0.75	6	6	6.56	6	7.06	6	7.56	6	8.06	6	9.18	6
8"	1810	1/2 x 3	0.625	1.05	0.75	7.31	6	7.81	6	8.31	6	8.88	6	9.44	6	10.44	6
10"	2310	1/2 x 3	0.75	1.05	0.75	8.44	6	9	6	9.56	6	10.06	6	10.56	6	11.56	6
12"	2710	5/8 x 3	0.75	1.05	0.75	9.69	6	10.19	6	10.69	6	11.19	6	11.69	6	12.69	6
14"	2710	5/8 x 3	0.75	1.05	0.75	10.19	6	10.69	6	11.19	6	11.69	6	12.18	6	13.19	6
16"	3040	5/8 x 3	0.875	1.315	1	11.31	6	11.81	6	12.31	6	12.81	6	13.31	6	14.31	6
18"	3750	3/4 x 3	0.875	1.315	1	12.56	6	13.06	6	13.56	6	14.06	6	14.56	6	15.56	6
20"	3860	3/4 x 3	1	1.315	1	13.69	6	14.19	6	14.69	6	15.19	6	15.69	6	16.69	6
24"	4940	1 x 3	1	1.315	1	16.19	6	16.69	6	17.19	6	17.69	6	18.19	6	19.18	6
30"	5300	1 x 3	1.25	1.66	1.25	19.44	6	19.94	6	20.44	6	20.94	6	21.44	6	22.44	6
36"	7860	1 x 6	1.25	1.66	1.25	22.44	9	22.94	9	23.44	9	23.94	9	24.44	9	25.44	9
42"	7970	1 x 6	1.25	1.66	1.25	25.44	9	25.94	9	26.44	9	26.94	9	27.44	9	28.44	9

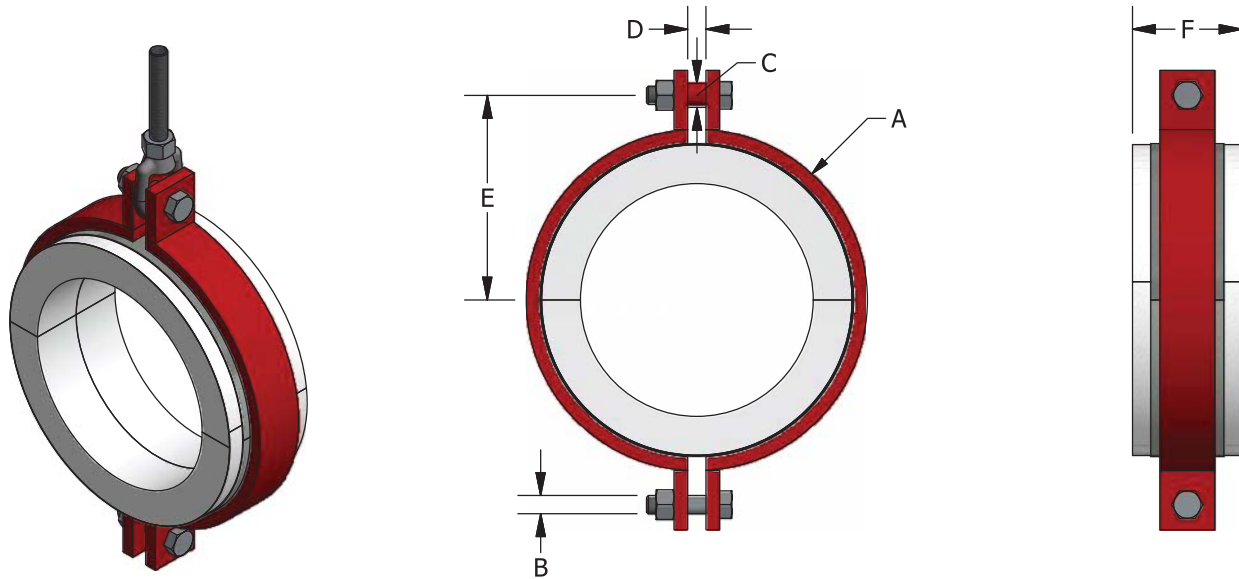
<p>Applications:</p> <ul style="list-style-type: none"> Provides moderate duty vertical support and horizontal movement from rod swing Designed for use on: Chilled Water Hot Water Steam Installation: hung from single threaded rod Temperature Range: +20°F to +1200°F 	<p>Features:</p> <ul style="list-style-type: none"> Eliminates welding to pipe Provides continuous, zero permeability, vapor barrier Insulation extends beyond shield 1"-1 1/2" each side Structural insulation for load transfer ASTM E-84 Flame Spread/Smoke Developed: 10/20 Thermal Conductivity 0.54 Btu•in/(hr•ft²•°F) @ 200°F Insulation chemically bonded See National Pipe Hanger Corporation's Pipe Hangers and Supports Catalog for hardware and upper attachments. 	<p>Material Data:</p> <p>Insulation: Calcium Silicate meeting ASTM C-585 and C-656 Type II Grade 5 450 psi, 20 pcf other insulation materials, Page 34</p> <p>Clamp: ASTM A-36 Carbon Steel Fasteners: ASTM A-307 Electro-Galv. Plated Shield: ASTM A-653 G-90, 18 ga Galv. Steel Vapor Barrier: ASTM E-96 All Service Jacket Finishes: (H) Hot-Dip Galv. per ASTM A-123 (P) Painted Red Shop Primer (B) Unfinished</p>
--	--	--



NATIONAL PIPE HANGER CORPORATION

CORPORATE OFFICE - 200 CAMPUS DRIVE, MOUNT HOLLY, NJ 08060 TEL: (609) 261-5353 FAX: (609) 261-3249
 MD OFFICE - 8411 OLD MARLBORO PIKE, UPPER MARLBORO, MD 20772 TEL: (301) 568-8805 FAX: (301) 967-1456
 E-MAIL: SALES@NATIONALPIPEHANGER.COM WEBSITE: WWW.NATIONALPIPEHANGER.COM

FIG. NC31 PRE-INSULATED TWO-BOLT PIPE CLAMP FIG. NC31 Hung from Single Rod



Ordering: Fig. NC31 - (Pipe Size) x (Insulation Thickness)-(Finish) e.g. NC31-3x1-P

PIPE SIZE	VERT. LOAD	A	B	C	D	INS. THK. = 1"		INS. THK. = 1½"		INS. THK. = 2"		INS. THK. = 2½"		INS. THK. = 3"		INS. THK. = 4"	
						E	F	E	F	E	F	E	F	E	F	E	F
2"	610	¼ x 3	0.375	0.675	0.75	3.44	6	4	6	4.5	6	5	6	5.5	6	6.56	6
2½"	810	¼ x 3	0.5	0.84	0.75	3.81	6	4.5	6	5.13	6	5.63	6	6.13	6	7.19	6
3"	1130	⅜ x 3	0.5	0.84	0.75	4.38	6	4.88	6	5.38	6	5.88	6	6.38	6	7.44	6
4"	1720	⅜ x 3	0.625	1.05	0.75	5	6	5.5	6	6	6	6.56	6	7.06	6	8.06	6
5"	2340	½ x 3	0.75	1.05	0.75	5.88	6	6.38	6	6.88	6	7.44	6	7.94	6	9.06	6
6"	2710	½ x 3	0.75	1.05	0.75	6.38	6	6.94	6	7.44	6	7.94	6	8.44	6	9.56	6
8"	3610	⅝ x 3	0.875	1.315	1	7.69	6	8.19	6	8.69	6	9.25	6	9.81	6	10.81	6
10"	3630	⅝ x 3	0.875	1.315	1	8.69	6	9.25	6	9.81	6	10.31	6	10.81	6	11.81	6
12"	4660	¾ x 3	1	1.315	1	10.19	6	10.69	6	11.19	6	11.69	6	12.19	6	13.19	6
14"	4660	¾ x 3	1	1.315	1	10.69	6	11.19	6	11.69	6	12.19	6	12.69	6	13.69	6
16"	6820	¾ x 5	1.25	1.66	1.25	11.94	9	12.44	9	12.94	9	13.44	9	13.94	9	14.94	9
18"	6820	¾ x 5	1.25	1.66	1.25	12.94	9	13.44	9	13.94	9	14.44	9	14.94	9	15.94	9
20"	7970	1 x 6	1.25	1.66	1.25	14.44	9	14.94	9	15.44	9	15.94	9	16.44	9	17.44	9
24"	10290	1 x 6	1.5	1.9	1.25	16.69	9	17.19	9	17.69	9	18.19	9	18.69	9	19.69	9
30"	10600	1 x 6	1.5	1.9	1.25	19.69	9	20.19	9	20.69	9	21.19	9	21.69	9	22.69	9
36"	13020	1¼ x 6	2	2.375	1.75	23.69	9	24.19	9	24.69	9	25.19	9	25.69	9	26.69	9
42"	13020	1¼ x 6	2	2.375	1.75	26.69	9	27.19	9	27.69	9	28.19	9	28.69	9	29.69	9

Applications:

- Provides moderate duty vertical support and horizontal movement from rod swing
- Designed for use on:
Chilled Water Hot Water Steam
- Installation: hung from single threaded rod
- Temperature Range: +20°F to +1200°F

Features:

- Eliminates welding to pipe
- Provides continuous, zero permeability, vapor barrier
- Insulation extends beyond shield 1"-1½" each side
- Structural insulation for load transfer
- ASTM E-84 Flame Spread/Smoke Developed: 10/20
- Thermal Conductivity
0.54 Btu•in/(hr•ft²•°F) @ 200°F
- Insulation chemically bonded
- See National Pipe Hanger Corporation's Pipe Hangers and Supports Catalog for hardware and upper attachments.

Material Data:

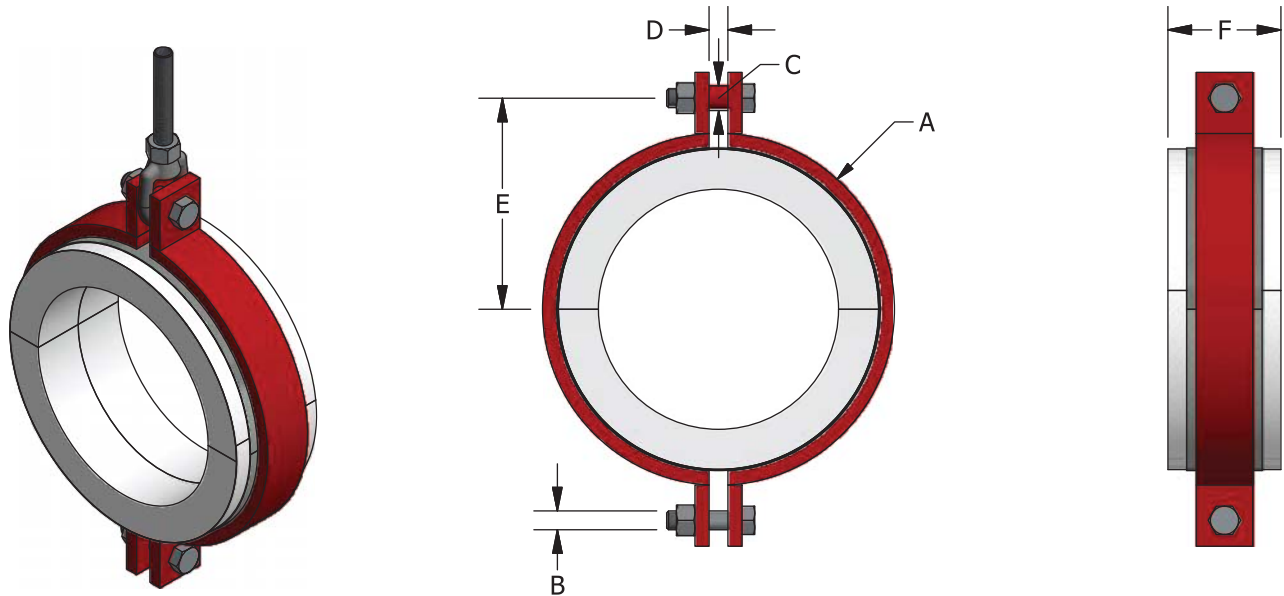
Insulation: Calcium Silicate meeting ASTM C-585 and C-656 Type II Grade 5 450 psi, 20 pcf other insulation materials, Page 34
 Clamp: ASTM A-36 Carbon Steel
 Fasteners: ASTM A-307 Electro-Galv. Plated
 Shield: ASTM A-653 G-90, 18 ga Galv. Steel
 Vapor Barrier: ASTM E-96 All Service Jacket
 Finishes: (H) Hot-Dip Galv. per ASTM A-123
 (P) Painted Red Shop Primer
 (B) Unfinished



NATIONAL PIPE HANGER CORPORATION

CORPORATE OFFICE - 200 CAMPUS DRIVE, MOUNT HOLLY, NJ 08060 TEL: (609) 261-5353 FAX: (609) 261-3249
 MD OFFICE - 8411 OLD MARLBORO PIKE, UPPER MARLBORO, MD 20772 TEL: (301) 568-8805 FAX: (301) 967-1456
 E-MAIL: SALES@NATIONALPIPEHANGER.COM WEBSITE: WWW.NATIONALPIPEHANGER.COM

FIG. NC32 PRE-INSULATED TWO-BOLT PIPE CLAMP FIG. NC32 Hung from Single Rod



Ordering: Fig. NC32 - (Pipe Size) x (Insulation Thickness)-(Finish) e.g. NC32-3x1-P

PIPE SIZE	VERT. LOAD	A	B	C	D	INS. THK. = 1"		INS. THK. = 1 1/2"		INS. THK. = 2"		INS. THK. = 2 1/2"		INS. THK. = 3"		INS. THK. = 4"	
						E	F	E	F	E	F	E	F	E	F	E	F
2"	1220	1/4 x 5	0.625	1.05	0.75	3.69	9	4.25	9	4.75	9	5.25	9	5.75	9	6.81	9
2 1/2"	1220	1/4 x 5	0.625	1.05	0.75	3.94	9	4.63	9	5.25	9	5.75	9	6.25	9	7.31	9
3"	1810	3/8 x 5	0.625	1.05	0.75	4.5	9	5	9	5.5	9	6	9	6.5	9	7.56	9
4"	2590	3/8 x 5	0.75	1.05	0.75	5.13	9	5.63	9	6.13	9	6.69	9	7.19	9	8.19	9
5"	2710	1/2 x 5	0.75	1.05	0.75	5.88	9	6.38	9	6.88	9	7.44	9	7.94	9	9.06	9
6"	3750	1/2 x 5	0.875	1.315	1	6.5	9	7.06	9	7.56	9	8.06	9	8.56	9	9.69	9
8"	4220	1/2 x 5	1	1.315	1	7.81	9	8.31	9	8.81	9	9.38	9	9.94	9	10.94	9
10"	6050	5/8 x 5	1.25	1.66	1.25	9.06	9	9.63	9	10.19	9	10.69	9	11.19	9	12.19	9
12"	7770	3/4 x 5	1.25	1.66	1.25	10.44	9	10.94	9	11.44	9	11.94	9	12.44	9	13.44	9
14"	7770	3/4 x 5	1.25	1.66	1.25	10.94	9	11.44	9	11.94	9	12.44	9	12.94	9	13.94	9
16"	7970	1 x 5	1.25	1.66	1.25	12.44	9	12.94	9	13.44	9	13.94	9	14.44	9	15.44	9
18"	11270	1 x 5	1.5	1.9	1.25	13.69	9	14.19	9	14.69	9	15.19	9	15.69	9	16.69	9
20"	11470	1 x 6	1.5	1.9	1.25	14.69	9	15.19	9	15.69	9	16.19	9	16.69	9	17.69	9
24"	12220	1 x 6	2	2.375	1.75	17.06	9	17.56	9	18.06	9	18.56	9	19.06	9	20.06	9
30"	16480	1 1/4 x 6	2	2.375	1.75	20.69	9	21.19	9	21.69	9	22.19	9	22.69	9	23.69	9
36"	17370	1 1/4 x 8	2	2.375	1.75	23.69	12	24.19	12	24.69	12	25.19	12	25.69	12	26.69	12
42"	17370	1 1/4 x 8	2	2.375	1.75	26.69	12	27.19	12	27.69	12	28.19	12	28.69	12	29.69	12

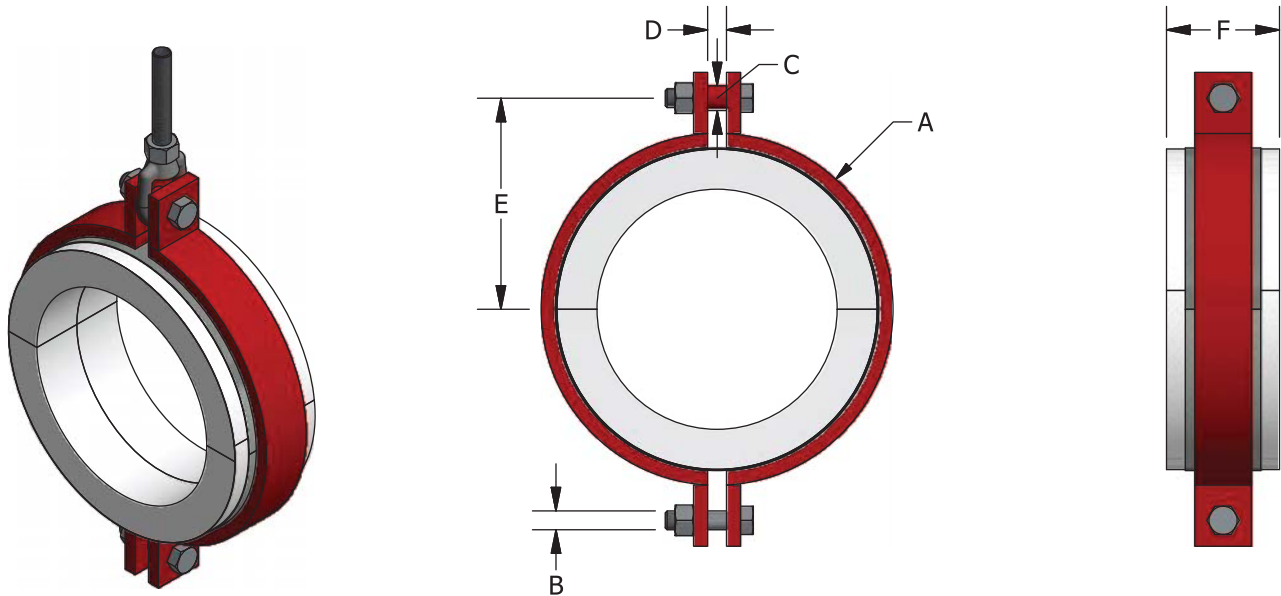
<p>Applications:</p> <ul style="list-style-type: none"> Provides heavy duty vertical support and horizontal movement from rod swing Designed for use on: Chilled Water Hot Water Steam Installation: hung from single threaded rod Temperature Range: +20°F to +1200°F 	<p>Features:</p> <ul style="list-style-type: none"> Eliminates welding to pipe Provides continuous, zero permeability, vapor barrier Insulation extends beyond shield 1"-1 1/2" each side Structural insulation for load transfer ASTM E-84 Flame Spread/Smoke Developed: 10/20 Thermal Conductivity 0.54 Btu•in/(hr•ft²•°F) @ 200°F Insulation chemically bonded See National Pipe Hanger Corporation's Pipe Hangers and Supports Catalog for hardware and upper attachments. 	<p>Material Data:</p> <p>Insulation: Calcium Silicate meeting ASTM C-585 and C-656 Type II Grade 5 450 psi, 20 pcf other insulation materials, Page 34</p> <p>Clamp: ASTM A-36 Carbon Steel</p> <p>Fasteners: ASTM A-307 Electro-Galv. Plated</p> <p>Shield: ASTM A-653 G-90, 18 ga Galv. Steel</p> <p>Vapor Barrier: ASTM E-96 All Service Jacket</p> <p>Finishes: (H) Hot-Dip Galv. per ASTM A-123 (P) Painted Red Shop Primer (B) Unfinished</p>
---	--	--



NATIONAL PIPE HANGER CORPORATION

CORPORATE OFFICE - 200 CAMPUS DRIVE, MOUNT HOLLY, NJ 08060 TEL: (609) 261-5353 FAX: (609) 261-3249
 MD OFFICE - 8411 OLD MARLBORO PIKE, UPPER MARLBORO, MD 20772 TEL: (301) 568-8805 FAX: (301) 967-1456
 E-MAIL: SALES@NATIONALPIPEHANGER.COM WEBSITE: WWW.NATIONALPIPEHANGER.COM

FIG. NC33 PRE-INSULATED TWO-BOLT PIPE CLAMP FIG. NC33 Hung from Single Rod



Ordering: Fig. NC33 - (Pipe Size) x (Insulation Thickness)-(Finish) e.g. NC33-3x1-P

PIPE SIZE	VERT. LOAD	A	B	C	D	INS. THK. = 1"		INS. THK. = 1½"		INS. THK. = 2"		INS. THK. = 2½"		INS. THK. = 3"		INS. THK. = 4"	
						E	F	E	F	E	F	E	F	E	F	E	F
2"	1720	¼ x 6	0.625	1.05	0.75	3.69	9	4.25	9	4.75	9	5.25	9	5.75	9	6.81	9
2½"	1810	⅜ x 6	0.625	1.05	0.75	4.19	9	4.88	9	5.5	9	6	9	6.5	9	7.56	9
3"	2710	⅜ x 6	0.75	1.05	0.75	4.56	9	5.13	9	5.63	9	6.13	9	6.63	9	7.69	9
4"	3450	⅜ x 6	0.875	1.315	1	5.25	9	5.75	9	6.25	9	6.81	9	7.31	9	8.31	9
5"	3750	½ x 6	0.875	1.315	1	6	9	6.50	9	7	9	7.56	9	8.06	9	9.19	9
6"	4940	½ x 6	1	1.315	1	6.75	9	7.31	9	7.81	9	8.31	9	8.81	9	9.94	9
8"	7220	⅝ x 6	1.25	1.66	1.25	8.06	9	8.56	9	9.06	9	9.63	9	10.19	9	11.19	9
10"	7250	⅝ x 6	1.25	1.66	1.25	9.06	9	9.63	9	10.19	9	10.69	9	11.19	9	12.19	9
12"	9320	¾ x 6	1.5	1.9	1.25	10.69	9	11.19	9	11.69	9	12.19	9	12.69	9	13.69	9
14"	9320	¾ x 6	1.5	1.9	1.25	11.19	9	11.69	9	12.19	9	12.69	9	13.19	9	14.19	9
16"	11470	1 x 6	1.5	1.9	1.25	12.69	9	13.19	9	13.69	9	14.19	9	14.69	9	15.69	9
18"	14450	1 x 6	2	2.375	1.75	14.06	9	14.56	9	15.06	9	15.56	9	16.06	9	17.06	9
20"	16580	1¼ x 6	2	2.375	1.75	15.69	9	16.19	9	16.69	9	17.19	9	17.69	9	18.69	9
24"	19010	1¼ x 6	2	2.375	1.75	17.69	9	18.19	9	18.69	9	19.19	9	19.69	9	20.69	9
30"	20610	1¼ x 8	2	2.375	1.75	20.69	12	21.19	12	21.69	12	22.19	12	22.69	12	23.69	12
36"	24910	1½ x 8	2.5	3.5	1.75	24.44	12	24.94	12	25.44	12	25.94	12	26.44	12	27.44	12
42"	24910	1½ x 8	2.5	3.5	1.75	27.44	12	27.94	12	28.44	12	28.94	12	29.44	12	30.44	12

<p>Applications:</p> <ul style="list-style-type: none"> Provides heavy duty vertical support and horizontal movement from rod swing Designed for use on: Chilled Water Hot Water Steam Installation: hung from single threaded rod Temperature Range: +20°F to +1200°F 	<p>Features:</p> <ul style="list-style-type: none"> Eliminates welding to pipe Provides continuous, zero permeability, vapor barrier Insulation extends beyond shield 1"-1½" each side Structural insulation for load transfer ASTM E-84 Flame Spread/Smoke Developed: 10/20 Thermal Conductivity 0.61 Btu•in/(hr•ft²•°F) @ 200°F Insulation chemically bonded See National Pipe Hanger Corporation's Pipe Hangers and Supports Catalog for hardware and upper attachments. 	<p>Material Data:</p> <p>Insulation: Calcium Silicate meeting ASTM C-585 and C-656 Type II Grade 6 900 psi, 28 pcf other insulation materials, Page 34</p> <p>Clamp: ASTM A-36 Carbon Steel</p> <p>Fasteners: ASTM A-307 Electro-Galv. Plated</p> <p>Shield: ASTM A-653 G-90, 18 ga Galv. Steel</p> <p>Vapor Barrier: ASTM E-96 All Service Jacket</p> <p>Finishes: (H) Hot-Dip Galv. per ASTM A-123 (P) Painted Red Shop Primer (B) Unfinished</p>
---	--	--