

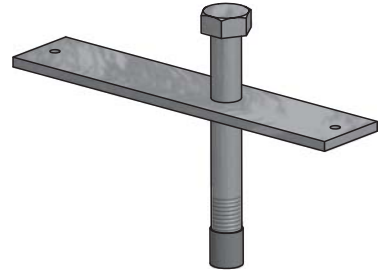


FIG. 558

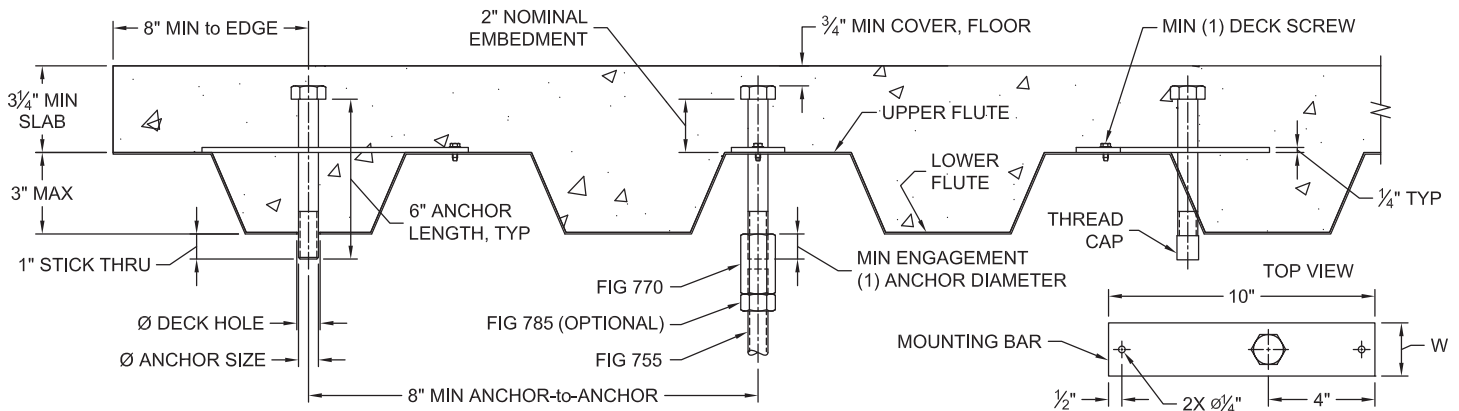
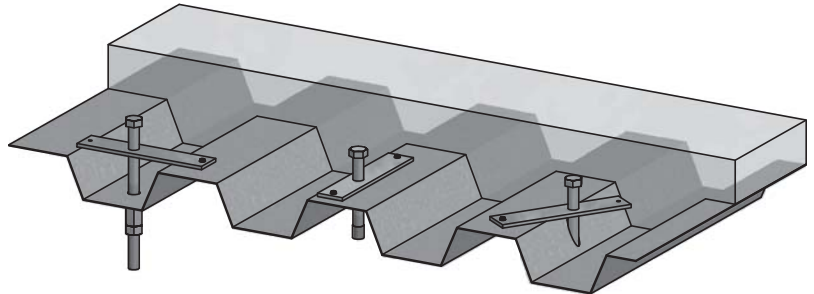
Metal Deck Anchor Bolt

SERVICE: To provide a pre-positioned hanger rod attachment to the underside of concrete slabs on metal form decks. Used as a cast-in-place concrete anchor bolt on deck upper flute in 3,000 psi minimum compressive strength normal and lightweight, cracked and uncracked concrete loaded by static tensile forces from piping or similar services.

MATERIAL: Carbon Steel meeting ASTM A36 and A307 Gr A
FINISH: Black or Electro-Galvanized meeting ASTM B633
MAX TEMP: 200°F
ORDERING: Specify figure number, anchor size and finish. (Order hardware separately.)

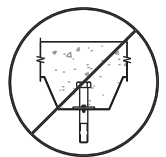


ANCHOR SIZE	WIDTH W	DECK HOLE	WEIGHT EACH, LBS.	MAX. REC. LOAD, LBS.
3/8	1 1/2	1/2	1.21	730
1/2	1 1/2	5/8	1.33	800
5/8	1 1/2	3/4	1.54	800
3/4	2	7/8	2.16	800
7/8	Contact Factory (Note 2)			
1				



NOTES:

- Safety factor of 4.0 against nominal strength calculated in accordance with American Concrete Institute (ACI) 318, Appendix D, 2011. Maximum recommended tensile loads presented above are unfactored. Minimum concrete compressive strength = 3,000 psi. Concrete assumed cracked. Concrete breakout governs the maximum recommended tensile load. Condition B applies. Edge and spacing effects not included in maximum recommended tensile load development. Follow minimums specified above.
- Provide concrete compressive strength and slab thickness.
- Do not load anchor bolt until concrete has fully cured.
- Use a minimum of one deck screw to secure anchor bolt during concrete pour. Screw may be #12 or smaller.
- Mounting bar is not a structural element.
- Minimum cover based on conditions not exposed to weather in accordance with ACI 318, Section 7.7.1(c).



DO NOT INSTALL IN LOWER FLUTE